

Luminaria

Código COS2-120W3S1-30K7-ffff-gghhh-i_jj-kk
Nombre Coanda Series Start S2 - 120W 30K70 T3S1

Ensayo

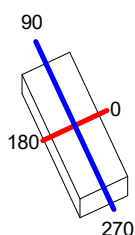
Código Coanda Series Start S2 120W COS2-120W3S1-30K7-ffff-gghhh-i_jj-kk 30K70 T3S1
Nombre Coanda Series Start S2 - 120W 30K70 T3S1

Flujo Luminaria	16200.00 lm	Potencia luminaria	120.00 W	Eficiencia	135.00 lm/W	Rendimiento	100.00%
Flujo de Lámpara	16200.00 lm	Valor Máximo	496.08 cd/klm	Posición	C=90.00 G=52.00	CG	Asimétrico
Luminaria Rectangular	Longit.	730 mm	Anchura	280 mm	Altura	125 mm	
Área Luminosa Rectangular	Longit.	730 mm	Anchura	280 mm	Altura	125 mm	
Área Luminosa Horizontal	0.204400 m2		Área Emisión sobre Pl. 180°	0.091250 m2			
Área Emisión sobre Pl. 0°	0.091250 m2		Área Emisión sobre Pl. 270°	0.035000 m2			
Área Emisión sobre Pl. 90°	0.035000 m2		Área de deslumbramiento a 76°	0.137988 m2			
Sist. de Coorden.	CG		Tipo de Simetría	Asimétrico			
Fecha	07-02-2022		Máximo Ángulo Gamma	90			
Distancia de Ensayo	0.00		Flujo de Ensayo	17400.00 lm			
Operador			Tensión de alimentación				
Temperatura	25.00 °C		Corriente de alimentación				
Humedad	60.00 %		Fotocélula				
Notas							

Lámparas de la Luminaria

Familia	Código	Nombre	Flujo [lm]	Pot. [W]	Cant.
	COS2-120W3S1-30K7-ffff-gghhh-i_jj-kk	Coanda Series Start S2 - 120W 30K70 T3S1 - 120 W	16200.00	120.00	1
C.I.E.	35 75 97 100 100	D DIN 5040	A20		
F UTE	1.00 H	B NBN	BZ 6 / 1 / BZ 5		

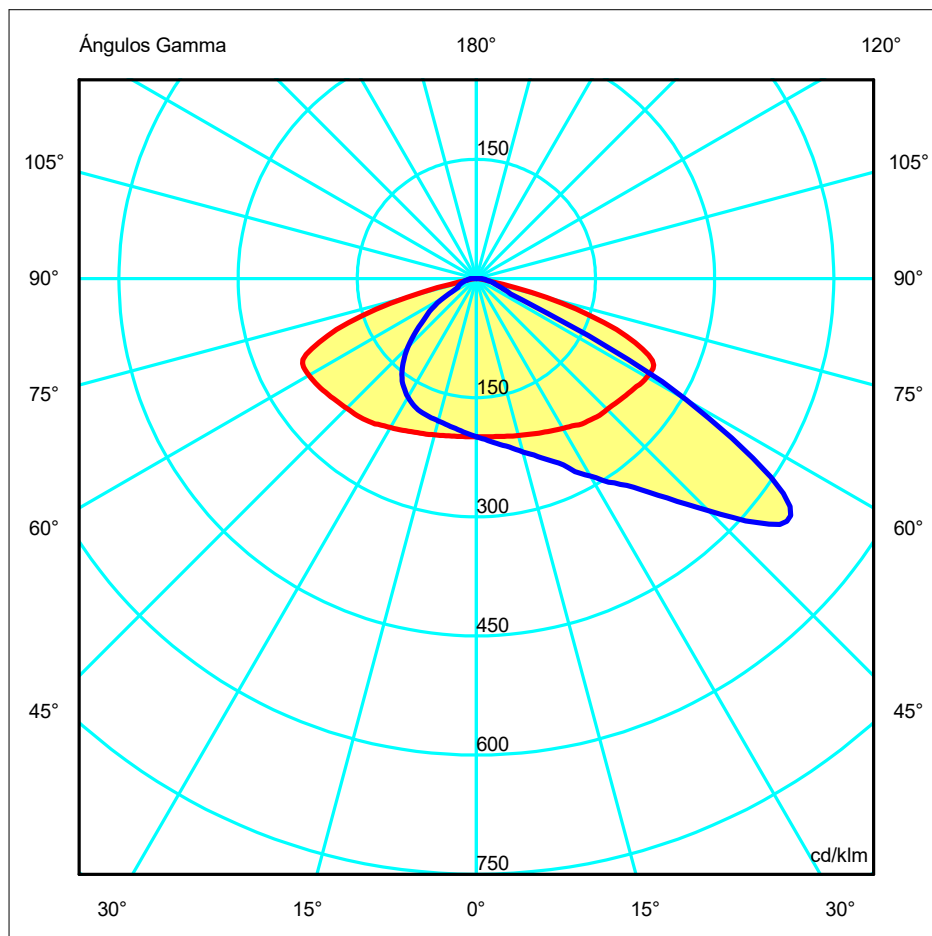
730mm x 280mm



Semiplanos C

180.0 — 0.0
270.0 — 90.0

ULOR 0.00 %
DLOR 100.00 %
RN 0.00 %



Luminaria

Código COS2-120W3S1-30K7-ffff-gghhh-i_jj-kk

Nombre Coanda Series Start S2 - 120W 30K70 T3S1

Ensayo

Código Coanda Series Start S2 120W COS2-120W3S1-30K7-ffff-gghhh-i_jj-kk 30K70 T3S1

Nombre Coanda Series Start S2 - 120W 30K70 T3S1

Flujo Luminaria	16200.00 lm		Potencia luminaria		120.00 W		Eficiencia		135.00 lm/W		Rendimiento		100.00%
Flujo de Lámpara	16200.00 lm		Valor Máximo		496.08 cd/klm		Posición		C=90.00 G=52.00		CG Asimétrico		
Tabla de Intensidad Luminosa cd/klm							Tabla 1/6						
	C 0.00	C 10.00	C 20.00	C 30.00	C 40.00	C 50.00	C 60.00	C 70.00	C 80.00	C 90.00	C 100.00	C 110.00	C 120.00
G 0.0	199.22	199.22	199.22	199.22	199.22	199.22	199.22	199.22	199.22	199.22	199.22	199.22	199.22
G 1.0	199.25	199.47	199.67	199.85	200.01	200.15	200.26	200.34	200.32	200.39	200.35	200.31	200.19
G 2.0	199.30	199.72	200.11	200.52	200.76	201.06	201.23	201.36	201.42	201.46	201.45	201.34	201.16
G 3.0	199.41	200.00	200.61	201.12	201.53	201.98	202.33	202.55	202.68	202.72	202.66	202.46	202.14
G 4.0	199.58	200.34	201.17	201.81	202.45	203.12	203.82	204.12	204.34	204.39	204.32	203.95	203.53
G 5.0	199.75	200.73	201.68	202.58	203.57	204.50	205.30	205.69	205.91	205.98	205.93	205.56	205.05
G 6.0	200.02	201.12	202.22	203.48	204.86	205.86	206.66	207.03	207.31	207.37	207.31	206.91	206.41
G 7.0	200.30	201.55	202.88	204.47	205.98	207.10	207.88	208.45	208.95	208.99	208.80	208.20	207.56
G 8.0	200.66	202.04	203.56	205.46	207.08	208.26	209.46	210.27	210.88	210.90	210.64	209.86	208.92
G 9.0	201.10	202.67	204.39	206.44	208.08	209.71	211.21	212.02	212.46	212.49	212.19	211.62	210.69
G 10.0	201.57	203.32	205.34	207.47	209.28	211.35	212.75	213.59	214.05	214.04	213.77	213.13	212.32
G 11.0	202.14	204.00	206.37	208.51	210.74	212.76	214.19	215.40	216.12	216.10	215.91	214.96	213.83
G 12.0	202.70	204.78	207.47	209.58	212.30	214.03	216.04	217.63	218.41	218.48	218.37	217.21	215.53
G 13.0	203.28	205.58	208.47	210.78	213.72	215.50	218.21	219.84	220.49	220.73	220.64	219.39	217.57
G 14.0	203.86	206.38	209.48	212.12	214.98	217.36	220.32	221.82	222.86	223.15	222.87	221.44	219.63
G 15.0	204.49	207.08	210.45	213.53	216.38	219.44	222.26	224.09	225.89	226.09	225.60	223.57	221.64
G 16.0	205.04	207.88	211.40	214.87	217.95	221.48	224.46	226.88	228.47	228.51	228.01	226.37	223.75
G 17.0	205.74	208.71	212.43	216.20	219.73	223.38	227.16	229.28	230.77	230.73	230.39	228.99	226.38
G 18.0	206.46	209.62	213.49	217.55	221.61	225.35	229.55	231.70	233.42	233.55	233.29	231.27	228.98
G 19.0	207.27	210.60	214.64	218.92	223.44	227.78	231.69	234.53	236.47	236.81	236.60	233.91	231.11
G 20.0	208.12	211.62	215.89	220.38	225.20	230.19	234.34	237.48	239.52	240.09	239.67	236.98	233.47
G 21.0	208.99	212.63	217.04	221.93	227.01	232.38	237.30	240.43	243.09	243.64	243.05	240.00	236.23
G 22.0	209.80	213.55	218.28	223.53	229.01	234.51	240.15	243.71	246.46	246.86	246.28	243.33	239.30
G 23.0	210.55	214.55	219.57	225.25	231.38	237.21	243.06	247.13	249.64	250.28	249.64	246.84	242.44
G 24.0	211.41	215.66	220.93	226.97	233.74	240.06	246.35	250.47	253.40	254.22	253.45	250.24	245.64
G 25.0	212.32	216.84	222.39	228.76	235.93	242.81	250.04	254.60	258.22	258.76	257.84	253.94	249.08
G 26.0	213.34	218.10	223.96	230.59	238.17	246.11	254.19	259.85	263.70	264.78	263.62	258.98	253.27
G 27.0	214.42	219.42	225.61	232.51	241.10	250.04	258.64	265.31	271.11	272.73	270.88	264.34	258.10
G 28.0	215.55	220.68	227.25	234.67	244.69	253.95	263.65	271.02	276.30	277.58	276.46	271.14	262.62
G 29.0	216.55	221.88	228.92	237.57	248.26	258.25	268.59	276.09	281.05	282.26	280.84	275.97	268.32
G 30.0	217.58	223.18	231.03	240.69	252.10	262.27	272.92	280.79	285.99	287.10	285.50	280.98	272.76
G 31.0	218.69	224.59	233.46	243.70	255.84	266.10	277.17	285.36	291.24	292.38	290.81	284.95	276.82
G 32.0	219.88	226.27	235.98	246.97	259.01	270.01	281.44	291.26	298.01	299.48	297.52	290.38	280.93
G 33.0	221.20	228.31	238.36	250.17	262.51	273.85	286.68	297.55	304.33	305.58	303.92	296.71	285.81
G 34.0	222.73	230.54	241.15	252.94	265.66	278.28	292.30	302.58	309.06	309.98	308.34	301.97	291.16
G 35.0	224.70	233.02	243.52	255.75	269.40	283.40	297.14	307.52	314.69	316.20	313.78	306.40	296.03
G 36.0	226.09	235.22	246.29	258.99	274.22	288.22	301.34	312.65	320.85	321.89	320.04	311.47	300.02
G 37.0	227.00	236.93	248.75	262.53	278.81	292.35	306.65	318.96	327.32	328.97	326.44	317.35	304.88
G 38.0	227.64	238.52	251.09	266.14	283.10	296.75	312.45	325.81	335.86	337.27	334.84	324.15	310.63
G 39.0	228.46	239.92	253.64	270.87	287.21	301.98	318.61	333.45	344.45	346.16	343.30	331.73	316.76
G 40.0	229.52	241.43	256.39	274.93	291.67	307.49	326.38	341.98	354.17	355.93	352.83	340.19	324.05
G 41.0	230.62	243.10	259.73	278.58	296.52	313.78	334.19	350.94	363.83	365.78	362.70	349.17	331.93
G 42.0	231.44	245.02	262.85	282.47	302.03	320.79	342.75	361.12	374.72	377.38	373.64	359.11	340.46
G 43.0	231.91	246.47	265.23	286.37	308.45	328.61	352.07	371.15	385.82	388.29	385.05	369.54	349.74
G 44.0	232.19	247.39	266.78	291.03	314.84	336.67	361.58	381.99	397.44	400.55	396.68	380.41	359.77
G 45.0	232.65	248.27	268.92	295.71	322.06	346.20	371.91	392.97	409.66	413.01	409.43	392.14	369.98
G 46.0	233.35	249.82	271.74	299.99	329.88	356.05	383.10	404.79	422.49	426.88	422.33	404.74	381.72
G 47.0	234.11	251.94	275.59	305.24	337.81	366.69	395.06	417.61	436.85	440.87	436.98	417.45	393.90
G 48.0	234.90	254.42	279.96	311.46	346.29	377.92	407.26	430.73	450.46	455.58	450.83	431.64	407.18
G 49.0	235.69	256.98	284.97	318.39	355.55	389.42	420.03	444.15	463.60	468.30	464.31	445.44	420.62
G 50.0	236.63	259.63	290.22	326.29	365.99	401.13	433.12	457.15	476.09	480.79	476.56	459.11	434.30
G 51.0	237.56	262.47	295.60	334.68	376.83	413.68	445.49	469.14	486.71	491.56	487.96	470.94	446.91
G 52.0	238.54	265.44	301.54	343.92	388.50	426.02	457.62	478.85	492.08	496.08	492.85	480.16	459.34
G 53.0	239.58	268.61	307.93	353.80	400.43	438.12	467.14	483.62	491.30	495.37	492.47	484.91	469.42
G 54.0	240.66	271.88	314.78	363.96	412.26	449.38	474.54	482.26	484.56	487.89	486.05	483.49	476.59
G 55.0	241.68	275.33	321.99	374.62	423.81	459.46	475.26	474.81	469.53	471.58	471.04	476.42	478.43
G 56.0	243.01	278.80	329.50	385.40	435.12	467.40	470.39	459.31	445.90	446.81	447.61	462.18	474.06
G 57.0	244.64	282.74	337.33	395.81	445.69	471.38	459.13	436.96	415.59	414.82	417.24	441.30	464.13
G 58.0	245.99	286.81	344.96	406.08	455.33	469.29	441.85	408.00	380.47	378.94	382.80	413.65	447.49
G 59.0	246.97	291.05	352.36	415.50	462.21	462.34	419.11	376.24	343.45	340.97	346.38	381.76	425.26
G 60.0	247.72	295.61	359.46	424.44	465.23	450.14	393.88	343.14	307.12	304.75	310.39	347.65	399.82
G 61.0	248.41	300.13	366.10	432.47	463.83	433.18	366.85	307.32	270.04	267.51	272.26	312.36	372.67
G 62.0	249.09	304.26	371.52	438.15	458.52	412.83	337.78	265.88	220.53	215.85	223.94	272.45	344.85
G 63.0	249.57	308.44	375.52	440.16	448.67	390.23	303.54	214.33	161.71	158.19	165.58	223.75	312.98
G 64.0	248.25	311.06	378.00	436.73	433.79	365.77	255.93	157.92	104.97	100.80	109.05	166	

Luminaria

Código COS2-120W3S1-30K7-ffff-gghhh-i_jj-kk
Nombre Coanda Series Start S2 - 120W 30K70 T3S1

Ensayo

Código Coanda Series Start S2 120W COS2-120W3S1-30K7-ffff-gghhh-i_jj-kk 30K70 T3S1
Nombre Coanda Series Start S2 - 120W 30K70 T3S1

Flujo Luminaria	16200.00 lm		Potencia luminaria		120.00 W		Eficiencia		135.00 lm/W		Rendimiento		100.00%	
Flujo de Lámpara	16200.00 lm		Valor Máximo		496.08 cd/klm		Posición		C=90.00 G=52.00		CG Asimétrico			
Tabla de Intensidad Luminosa cd/klm														
Tabla 2/6														
	C 130.00	C 140.00	C 150.00	C 160.00	C 170.00	C 180.00	C 190.00	C 200.00	C 210.00	C 220.00	C 230.00	C 240.00	C 250.00	
G 0.0	199.22	199.22	199.22	199.22	199.22	199.22	199.22	199.22	199.22	199.22	199.22	199.22	199.22	199.22
G 1.0	200.09	199.93	199.80	199.60	199.44	199.19	198.99	198.80	198.63	198.37	198.25	198.16	198.00	
G 2.0	200.92	200.64	200.33	199.98	199.61	199.19	198.77	198.36	197.96	197.59	197.33	197.08	196.91	
G 3.0	201.79	201.40	200.91	200.43	199.88	199.22	198.60	197.97	197.38	196.84	196.46	196.15	195.89	
G 4.0	202.83	202.23	201.57	200.93	200.19	199.33	198.49	197.66	196.87	196.19	195.70	195.26	194.93	
G 5.0	204.16	203.20	202.21	201.43	200.52	199.50	198.43	197.33	196.50	195.63	194.99	194.39	193.92	
G 6.0	205.54	204.36	202.99	201.98	200.94	199.70	198.40	197.13	196.14	195.15	194.28	193.44	192.85	
G 7.0	206.72	205.55	203.84	202.51	201.31	199.97	198.40	196.97	195.83	194.62	193.49	192.57	191.94	
G 8.0	207.82	206.63	204.84	203.11	201.72	200.20	198.43	196.85	195.54	194.05	192.78	191.80	191.06	
G 9.0	209.05	207.80	205.87	203.91	202.28	200.54	198.54	196.80	195.24	193.51	192.25	191.05	190.24	
G 10.0	210.68	208.86	207.04	204.87	202.85	201.02	198.81	196.80	194.96	193.09	191.68	190.38	189.54	
G 11.0	212.37	210.28	208.16	205.81	203.58	201.46	199.10	196.94	194.73	192.73	191.24	189.87	188.86	
G 12.0	213.83	211.84	209.32	206.84	204.28	201.98	199.45	197.08	194.64	192.48	190.91	189.38	188.14	
G 13.0	215.23	213.36	210.33	207.91	205.01	202.52	199.85	197.25	194.62	192.29	190.57	188.81	187.57	
G 14.0	216.89	214.74	211.48	208.79	205.80	203.08	200.23	197.39	194.64	192.23	190.21	188.39	186.96	
G 15.0	218.86	215.96	212.69	209.77	206.51	203.69	200.68	197.62	194.75	192.20	189.95	187.94	186.42	
G 16.0	220.85	217.35	214.02	210.74	207.32	204.32	201.21	197.86	194.97	192.20	189.70	187.55	186.00	
G 17.0	222.79	219.01	215.46	211.79	208.19	205.01	201.75	198.18	195.20	192.12	189.53	187.30	185.66	
G 18.0	224.71	220.81	216.82	212.86	209.06	205.74	202.38	198.57	195.54	192.12	189.50	187.02	185.33	
G 19.0	226.80	222.62	218.25	213.89	209.90	206.35	202.92	199.04	195.84	192.18	189.44	186.85	184.96	
G 20.0	229.15	224.38	219.57	214.96	210.76	207.05	203.49	199.57	196.15	192.37	189.47	186.65	184.51	
G 21.0	231.51	226.22	220.95	216.03	211.66	207.80	204.06	200.19	196.48	192.63	189.55	186.46	184.11	
G 22.0	233.82	228.20	222.39	217.29	212.67	208.57	204.68	200.80	196.82	192.88	189.53	186.21	183.78	
G 23.0	236.42	230.37	224.03	218.57	213.74	209.42	205.28	201.45	197.31	193.24	189.53	186.04	183.47	
G 24.0	239.26	232.71	225.81	219.92	214.87	210.36	205.98	202.12	197.80	193.50	189.53	185.93	182.97	
G 25.0	242.12	235.07	227.74	221.37	216.00	211.34	206.73	202.71	198.32	193.74	189.58	185.64	182.33	
G 26.0	245.05	237.39	229.64	222.89	217.27	212.34	207.55	203.31	198.94	194.00	189.61	185.27	181.48	
G 27.0	249.04	239.92	231.55	224.45	218.50	213.30	208.44	203.93	199.53	194.30	189.44	184.67	180.42	
G 28.0	253.13	243.61	233.57	226.04	219.79	214.34	209.39	204.59	199.97	194.47	189.14	183.90	179.16	
G 29.0	257.03	247.05	235.95	227.68	221.13	215.37	210.38	205.30	200.46	194.55	188.69	182.93	177.87	
G 30.0	261.31	250.38	239.23	229.51	222.54	216.50	211.36	206.17	200.88	194.44	188.02	181.72	176.49	
G 31.0	265.63	253.82	241.99	232.06	223.96	217.64	212.28	206.86	201.21	194.21	187.20	180.56	175.02	
G 32.0	269.80	257.87	244.92	234.57	225.51	218.77	213.20	207.51	201.43	193.88	186.26	179.28	173.42	
G 33.0	273.04	261.50	248.18	237.05	227.46	219.86	214.02	208.20	201.44	193.48	185.22	177.90	171.67	
G 34.0	277.04	264.84	251.52	239.61	229.62	221.30	215.04	208.78	201.30	192.78	184.05	176.33	169.65	
G 35.0	281.74	268.05	254.42	242.35	231.80	223.19	216.15	209.20	200.86	191.96	182.78	174.62	167.41	
G 36.0	286.86	272.28	257.13	244.58	233.15	224.19	216.82	209.23	200.38	190.99	181.32	172.62	165.10	
G 37.0	290.87	276.73	260.29	246.88	234.67	225.22	217.19	209.09	199.77	189.84	179.66	170.43	162.64	
G 38.0	295.39	281.26	263.93	248.26	236.17	226.22	217.60	208.86	199.03	188.56	177.81	168.12	159.89	
G 39.0	300.53	285.27	267.54	250.35	237.67	227.07	217.88	208.50	198.24	187.22	175.83	165.74	156.79	
G 40.0	305.56	289.61	271.24	253.52	239.20	227.88	217.97	208.05	197.36	185.62	173.49	163.01	153.43	
G 41.0	311.61	294.74	274.50	257.00	240.89	228.68	217.94	207.51	196.30	183.95	171.14	159.96	149.72	
G 42.0	318.99	299.77	278.20	259.42	242.37	229.30	217.75	207.02	195.15	182.07	168.58	156.20	145.70	
G 43.0	326.80	305.97	282.17	261.05	243.28	229.69	217.64	206.33	193.80	179.94	165.84	152.44	141.53	
G 44.0	335.09	312.76	286.63	262.70	244.26	230.22	217.61	205.65	192.22	177.63	162.60	148.68	137.09	
G 45.0	344.59	319.45	291.64	265.21	245.65	230.97	217.58	204.95	190.50	175.10	159.04	144.49	132.32	
G 46.0	354.33	327.00	296.73	268.63	247.63	231.71	217.47	204.16	188.60	172.43	155.42	140.05	127.63	
G 47.0	364.95	335.53	302.42	272.96	249.95	232.47	217.36	203.20	186.59	169.54	151.29	135.40	122.46	
G 48.0	375.98	344.36	308.68	277.39	252.40	233.28	217.25	202.10	184.55	166.35	147.09	130.58	117.14	
G 49.0	388.19	353.85	315.89	282.41	254.92	234.17	217.08	200.74	182.18	162.87	142.53	125.51	111.80	
G 50.0	400.64	364.68	323.84	287.59	257.63	235.08	216.80	199.22	179.68	159.11	137.72	120.24	106.44	
G 51.0	413.96	375.91	332.41	293.05	260.36	236.05	216.39	197.69	176.90	154.67	132.83	114.92	101.15	
G 52.0	426.64	387.80	341.55	299.02	263.22	237.01	215.86	195.99	173.91	150.23	127.75	109.75	95.92	
G 53.0	439.21	399.93	351.68	305.36	266.32	237.94	215.27	194.27	170.72	145.78	122.41	104.60	90.84	
G 54.0	450.80	411.96	362.31	312.09	269.41	238.98	214.72	192.30	166.92	140.83	117.26	99.52	86.28	
G 55.0	461.55	423.65	373.16	319.19	272.80	240.07	214.13	189.98	162.69	135.60	112.11	94.57	82.11	
G 56.0	470.33	435.44	384.18	326.72	276.20	240.85	213.26	187.27	158.18	130.09	106.79	89.84	77.63	
G 57.0	474.30	446.65	394.71	334.60	279.96	241.60	212.32	184.14	153.17	124.37	101.38	85.35	73.14	
G 58.0	472.95	456.25	404.79	342.30	284.11	242.33	211.14	180.47	147.42	118.66	96.12	80.42	68.45	
G 59.0	466.91	464.00	414.59	349.77	287.95	242.97	209.31	176.31	141.46	112.97	90.80	75.27	63.09	
G 60.0	455.92	467.30	423.68	356.43	291.68	243.70	207.12	171.48	135.39	107.17	84.91	69.62	57.10	
G 61.0	439.77	467.49	431.53	362.22	295.57	244.19	204.36	166.32	129.29	100.86	77.91	63.01	50.40	
G 62.0	419.36	463.43	437.23	367.39	299.51	244.55	201.25	160.63	122.86	93.95	70.89	55.96	43.81	
G 63.0	396.22	454.64	439.33	370.48	3020									

Luminaria

Código COS2-120W3S1-30K7-ffff-gghhh-i_jj-kk
Nombre Coanda Series Start S2 - 120W 30K70 T3S1

Ensayo

Código Coanda Series Start S2 120W COS2-120W3S1-30K7-ffff-gghhh-i_jj-kk 30K70 T3S1
Nombre Coanda Series Start S2 - 120W 30K70 T3S1

Flujo Luminaria	16200.00 lm	Potencia luminaria	120.00 W	Eficiencia	135.00 lm/W	Rendimiento	100.00%
Flujo de Lámpara	16200.00 lm	Valor Máximo	496.08 cd/klm	Posición	C=90.00 G=52.00	CG	Asimétrico

Tabla de Intensidad Luminosa cd/klm Tabla 3/6

	C 260.00	C 270.00	C 280.00	C 290.00	C 300.00	C 310.00	C 320.00	C 330.00	C 340.00	C 350.00
G 0.0	199.22	199.22	199.22	199.22	199.22	199.22	199.22	199.22	199.22	199.22
G 1.0	197.93	197.95	197.98	198.03	198.14	198.22	198.39	198.58	198.82	199.05
G 2.0	196.74	196.79	196.83	196.93	197.08	197.29	197.61	197.96	198.39	198.85
G 3.0	195.74	195.73	195.78	195.93	196.17	196.50	196.90	197.42	198.01	198.71
G 4.0	194.70	194.69	194.76	194.97	195.28	195.71	196.29	196.97	197.69	198.68
G 5.0	193.62	193.58	193.72	193.98	194.41	194.93	195.70	196.58	197.50	198.63
G 6.0	192.50	192.44	192.56	192.85	193.46	194.19	195.11	196.18	197.30	198.68
G 7.0	191.53	191.45	191.54	191.89	192.51	193.43	194.63	195.89	197.22	198.71
G 8.0	190.66	190.48	190.62	191.01	191.77	192.82	194.13	195.67	197.22	198.88
G 9.0	189.73	189.66	189.78	190.24	191.08	192.28	193.70	195.53	197.25	199.13
G 10.0	188.98	188.92	189.04	189.63	190.53	191.87	193.42	195.39	197.39	199.49
G 11.0	188.17	188.10	188.30	189.06	190.16	191.55	193.20	195.27	197.53	199.81
G 12.0	187.41	187.34	187.57	188.44	189.72	191.27	192.98	195.19	197.70	200.19
G 13.0	186.75	186.64	186.95	187.91	189.15	190.96	192.84	195.13	197.87	200.59
G 14.0	186.04	185.99	186.34	187.40	188.72	190.62	192.78	195.16	198.04	201.02
G 15.0	185.53	185.42	185.81	186.87	188.28	190.25	192.72	195.32	198.24	201.47
G 16.0	185.00	184.98	185.36	186.42	187.85	190.03	192.69	195.58	198.58	201.92
G 17.0	184.58	184.55	184.97	186.10	187.55	189.88	192.69	195.88	198.89	202.51
G 18.0	184.13	184.08	184.51	185.73	187.35	189.83	192.75	196.26	199.35	203.18
G 19.0	183.63	183.55	184.03	185.34	187.21	189.83	192.92	196.56	199.88	203.84
G 20.0	183.14	183.04	183.54	184.93	187.01	189.94	193.13	196.85	200.43	204.58
G 21.0	182.67	182.59	183.05	184.55	186.84	190.05	193.40	197.15	201.06	205.30
G 22.0	182.28	182.17	182.64	184.19	186.64	190.11	193.68	197.61	201.70	205.94
G 23.0	181.82	181.52	182.10	183.85	186.48	190.11	194.02	198.11	202.40	206.60
G 24.0	181.06	180.76	181.38	183.35	186.31	190.08	194.33	198.69	203.10	207.30
G 25.0	180.26	179.72	180.54	182.69	186.08	190.16	194.61	199.33	203.71	208.15
G 26.0	179.14	178.55	179.49	181.88	185.65	190.22	194.90	199.91	204.39	208.94
G 27.0	177.86	177.07	178.23	180.88	185.12	190.08	195.20	200.41	205.05	209.85
G 28.0	176.44	175.57	176.80	179.61	184.40	189.83	195.40	200.90	205.87	210.77
G 29.0	175.05	174.05	175.31	178.30	183.51	189.36	195.45	201.36	206.71	211.74
G 30.0	173.48	172.39	173.69	176.86	182.42	188.69	195.34	201.82	207.52	212.75
G 31.0	171.81	170.63	172.00	175.41	181.20	187.87	195.11	202.14	208.20	213.70
G 32.0	170.00	168.64	170.15	173.83	179.85	186.84	194.66	202.32	208.75	214.56
G 33.0	167.88	166.42	168.03	172.03	178.36	185.74	194.10	202.29	209.32	215.44
G 34.0	165.66	164.18	165.78	170.11	176.74	184.54	193.45	202.06	209.74	216.35
G 35.0	163.40	161.84	163.48	167.86	175.01	183.30	192.64	201.70	210.16	217.52
G 36.0	160.93	159.11	161.01	165.60	172.99	181.81	191.75	201.33	210.33	218.45
G 37.0	158.13	155.98	158.13	163.02	170.78	180.23	190.64	200.80	210.38	218.95
G 38.0	154.52	152.66	154.49	160.00	168.45	178.37	189.33	200.03	210.27	219.44
G 39.0	150.91	149.00	150.86	156.85	165.95	176.36	187.95	199.19	209.86	219.75
G 40.0	147.30	145.09	147.22	153.38	163.14	174.20	186.44	198.19	209.29	219.86
G 41.0	143.36	140.95	143.26	149.60	160.04	171.79	184.82	197.16	208.68	219.69
G 42.0	139.02	136.52	139.08	145.59	156.25	169.11	182.88	196.05	208.06	219.48
G 43.0	134.62	131.85	134.65	141.42	152.46	166.12	180.84	194.85	207.42	219.28
G 44.0	129.90	127.18	130.05	136.98	148.67	162.88	178.66	193.50	206.82	219.18
G 45.0	125.18	121.99	125.15	132.40	144.58	159.40	176.00	191.85	206.25	219.16
G 46.0	119.94	116.83	120.02	127.53	140.14	155.69	173.22	190.03	205.56	219.13
G 47.0	114.68	111.45	114.80	122.53	135.55	151.58	170.18	188.03	204.74	219.07
G 48.0	109.27	105.85	109.38	117.33	130.71	147.28	166.86	185.86	203.72	218.96
G 49.0	103.70	100.43	103.80	111.99	125.70	142.72	163.38	183.44	202.60	218.82
G 50.0	98.31	94.82	98.39	106.57	120.53	138.03	159.70	180.88	201.31	218.65
G 51.0	92.80	89.50	92.97	101.10	115.22	133.16	155.25	178.01	199.97	218.46
G 52.0	87.74	84.77	88.02	95.88	109.85	128.08	150.79	175.00	198.47	218.29
G 53.0	83.34	80.63	83.56	91.09	104.60	122.79	146.34	171.83	196.63	218.09
G 54.0	79.22	76.49	79.57	86.64	99.64	117.53	141.39	168.13	194.39	217.92
G 55.0	75.20	72.36	75.60	82.46	94.84	112.27	136.20	163.98	192.03	217.53
G 56.0	70.84	68.16	71.23	78.09	90.19	106.71	130.67	159.23	189.39	216.64
G 57.0	66.40	63.28	66.67	73.72	85.61	101.30	124.84	154.09	186.26	215.64
G 58.0	61.28	58.07	61.42	68.85	80.86	96.19	118.91	148.52	182.63	214.39
G 59.0	55.56	51.91	55.81	63.40	75.87	90.96	112.85	142.38	178.44	212.72
G 60.0	49.11	45.30	49.18	57.57	69.97	84.86	106.69	136.14	173.75	210.55
G 61.0	42.68	39.25	42.77	50.73	63.35	78.18	100.21	129.57	168.47	207.97
G 62.0	37.42	35.12	37.54	43.85	56.58	71.50	93.43	122.59	162.82	204.65
G 63.0	33.24	31.07	33.58	38.35	50.12	65.10	86.46	115.48	155.23	200.34
G 64.0	28.96	26.97	29.43	33.78	44.18	59.09	79.74	108.75	147.64	194.80
G 65.0	26.11	25.78	26.66	30.29	39.40	53.93	74.16	101.84	140.03	187.37
G 66.0	25.17	25.49	25.74	27.88	35.18	49.48	69.72	94.94	131.06	177.79
G 67.0	24.66	25.18	25.12	26.17	31.58	45.20	66.13	88.12	121.31	166.05
G 68.0	24.13	24.73	24.58	24.83	28.76	41.05	62.84	81.91	111.00	153.67
G 69.0	23.49	24.08	23.83	23.69	26.38	36.84	58.99	75.70	100.35	140.28
G 70.0	22.60	23.11	22.94	22.84	24.28	32.61	54.07	69.49	90.29	126.11
G 71.0	21.63	22.12	22.00	21.85	22.45	28.64	47.85	63.22	80.52	111.19
G 72.0	20.49	20.90	20.87	20.79	21.01	25.18	40.57	55.25	70.17	96.26

Luminaria

Código COS2-120W3S1-30K7-ffff-gghhh-i_jj-kk
Nombre Coanda Series Start S2 - 120W 30K70 T3S1

Ensayo

Código Coanda Series Start S2 120W COS2-120W3S1-30K7-ffff-gghhh-i_jj-kk 30K70 T3S1
Nombre Coanda Series Start S2 - 120W 30K70 T3S1

Flujo Luminaria	16200.00 lm	Potencia luminaria	120.00 W	Eficiencia	135.00 lm/W	Rendimiento	100.00%
Flujo de Lámpara	16200.00 lm	Valor Máximo	496.08 cd/klm	Posición	C=90.00 G=52.00	CG	Asimétrico

Tabla de Intensidad Luminosa cd/klm Tabla 4/6

	C 0.00	C 10.00	C 20.00	C 30.00	C 40.00	C 50.00	C 60.00	C 70.00	C 80.00	C 90.00	C 100.00	C 110.00	C 120.00
G 73.0	131.43	190.57	220.69	225.22	133.92	29.83	27.73	27.17	25.28	25.03	25.28	27.14	27.17
G 74.0	112.01	159.74	186.98	187.24	80.93	28.70	26.67	25.92	23.51	23.22	23.52	25.83	26.08
G 75.0	91.65	128.90	151.95	149.90	60.50	28.19	25.98	24.26	22.85	23.00	22.74	24.02	25.26
G 76.0	71.31	95.92	120.07	112.62	40.10	27.53	24.52	22.46	22.08	21.90	22.35	22.37	23.99
G 77.0	50.98	66.32	88.92	82.22	31.67	26.41	21.98	21.62	21.00	20.52	21.14	21.63	21.77
G 78.0	34.61	42.40	62.83	59.69	28.39	24.46	19.16	20.33	19.33	18.89	19.43	20.31	18.95
G 79.0	22.15	25.46	36.74	40.96	26.20	22.44	16.89	18.59	17.66	16.86	17.64	18.46	16.85
G 80.0	15.83	16.73	22.58	28.17	24.18	20.10	15.65	17.09	16.03	15.14	15.98	16.99	15.50
G 81.0	12.39	12.28	15.97	23.07	22.15	17.34	14.47	15.40	14.60	13.96	14.66	15.48	14.34
G 82.0	10.25	10.33	12.38	19.23	19.78	14.81	13.41	13.84	13.33	12.88	13.42	14.04	13.48
G 83.0	8.77	8.79	10.81	16.21	17.60	12.42	12.34	12.61	12.14	11.97	12.27	12.79	12.42
G 84.0	7.83	7.51	9.67	13.65	15.48	11.24	11.17	11.66	11.40	11.43	11.50	11.71	11.27
G 85.0	6.76	6.56	8.49	11.59	13.32	10.26	10.21	10.76	10.56	10.47	10.70	10.82	10.21
G 86.0	5.73	5.92	7.56	9.99	11.50	9.40	9.37	9.70	9.41	9.26	9.51	9.78	9.51
G 87.0	4.77	5.80	6.99	8.97	9.92	8.02	7.97	8.30	8.33	8.10	8.39	8.34	8.09
G 88.0	4.04	6.18	6.72	8.21	6.98	5.76	6.28	7.40	7.69	7.39	7.77	7.41	6.93
G 89.0	3.16	4.88	5.14	6.18	4.71	4.71	5.74	6.76	7.13	6.69	7.26	6.86	6.41
G 90.0	2.42	3.00	3.84	4.89	4.77	4.48	5.20	5.94	6.33	5.72	6.48	6.03	5.49

Luminaria

Código COS2-120W3S1-30K7-ffff-gghhh-i_jj-kk
 Nombre Coanda Series Start S2 - 120W 30K70 T3S1

Ensayo

Código Coanda Series Start S2 120W COS2-120W3S1-30K7-ffff-gghhh-i_jj-kk 30K70 T3S1
 Nombre Coanda Series Start S2 - 120W 30K70 T3S1

Flujo Luminaria	16200.00 lm	Potencia luminaria	120.00 W	Eficiencia	135.00 lm/W	Rendimiento	100.00%
Flujo de Lámpara	16200.00 lm	Valor Máximo	496.08 cd/klm	Posición	C=90.00 G=52.00	CG	Asimétrico

Tabla de Intensidad Luminosa cd/klm Tabla 5/6

	C 130.00	C 140.00	C 150.00	C 160.00	C 170.00	C 180.00	C 190.00	C 200.00	C 210.00	C 220.00	C 230.00	C 240.00	C 250.00
G 73.0	29.14	150.09	231.46	220.48	187.14	132.66	82.23	61.57	45.62	32.72	21.21	18.96	19.04
G 74.0	27.83	99.17	198.70	188.94	156.76	112.76	70.31	52.69	37.50	26.65	18.52	17.94	18.34
G 75.0	27.48	71.25	161.27	157.65	126.36	91.04	58.40	44.04	29.90	22.33	17.38	17.41	17.87
G 76.0	26.77	43.57	123.85	126.07	94.37	69.42	46.60	36.31	24.31	18.30	16.58	16.78	17.22
G 77.0	25.63	32.19	92.04	91.89	64.66	50.68	37.35	30.21	20.73	16.51	15.85	16.07	16.46
G 78.0	24.05	28.16	63.89	63.40	41.23	33.74	28.37	25.95	18.21	15.40	15.05	15.29	15.55
G 79.0	22.26	25.68	43.58	35.00	24.81	21.52	21.79	21.34	16.43	14.54	14.22	14.49	14.68
G 80.0	20.24	23.71	28.30	21.66	16.01	14.86	16.74	17.34	14.86	13.67	13.37	13.59	13.84
G 81.0	17.78	21.71	22.92	15.14	11.58	11.48	12.95	14.61	13.44	12.83	12.59	12.79	13.03
G 82.0	15.04	19.50	19.37	11.70	9.68	9.36	10.96	12.45	12.33	11.97	11.88	11.94	12.12
G 83.0	12.48	17.30	15.99	10.32	8.45	8.12	9.83	10.55	11.18	11.14	11.00	11.18	11.46
G 84.0	11.08	15.25	13.36	9.17	7.12	7.25	8.59	9.10	9.94	10.15	10.06	10.43	10.75
G 85.0	10.11	13.33	11.28	8.03	6.26	6.25	7.03	7.91	8.72	9.17	9.13	9.62	10.03
G 86.0	9.45	11.62	9.68	7.11	5.56	5.26	5.90	6.84	7.68	8.25	8.29	8.92	9.46
G 87.0	8.32	9.93	8.74	6.68	5.51	4.32	5.11	6.03	6.76	7.42	7.50	8.02	8.40
G 88.0	7.06	8.46	8.07	6.72	5.88	3.57	4.49	5.48	6.07	6.45	6.41	6.98	7.44
G 89.0	6.19	6.90	5.88	4.99	4.41	2.72	3.71	5.00	5.09	5.43	5.64	6.18	6.66
G 90.0	5.27	5.83	4.80	3.75	2.83	2.04	2.77	3.59	4.34	4.71	4.95	5.47	5.89

Luminaria

Código COS2-120W3S1-30K7-ffff-gghhh-i_jj-kk
 Nombre Coanda Series Start S2 - 120W 30K70 T3S1

Ensayo

Código Coanda Series Start S2 120W COS2-120W3S1-30K7-ffff-gghhh-i_jj-kk 30K70 T3S1
 Nombre Coanda Series Start S2 - 120W 30K70 T3S1

Flujo Luminaria	16200.00 lm	Potencia luminaria	120.00 W	Eficiencia	135.00 lm/W	Rendimiento	100.00%
Flujo de Lámpara	16200.00 lm	Valor Máximo	496.08 cd/klm	Posición	C=90.00 G=52.00	CG	Asimétrico

Tabla de Intensidad Luminosa cd/klm Tabla 6/6

	C 260.00	C 270.00	C 280.00	C 290.00	C 300.00	C 310.00	C 320.00	C 330.00	C 340.00	C 350.00
G 73.0	19.31	19.71	19.71	19.69	19.68	21.93	32.68	46.87	60.77	83.12
G 74.0	18.62	19.08	18.99	18.97	18.77	19.17	27.01	38.81	51.53	70.93
G 75.0	18.18	18.50	18.48	18.47	18.25	18.18	22.88	31.35	44.03	58.74
G 76.0	17.54	17.76	17.93	17.95	17.74	17.45	18.86	25.57	37.08	46.22
G 77.0	16.69	16.84	17.03	17.12	16.98	16.76	17.17	21.52	31.13	36.77
G 78.0	15.75	15.89	16.06	16.23	16.10	15.88	15.98	18.66	26.46	27.98
G 79.0	14.76	14.92	15.05	15.24	15.16	14.96	15.08	16.75	21.74	22.09
G 80.0	13.87	14.03	14.15	14.31	14.20	14.06	14.28	15.30	18.02	17.40
G 81.0	12.88	13.00	13.03	13.40	13.37	13.22	13.43	13.89	15.31	13.73
G 82.0	12.06	12.24	12.20	12.37	12.35	12.49	12.58	12.73	13.10	11.58
G 83.0	11.36	11.47	11.50	11.69	11.56	11.50	11.75	11.57	11.08	10.37
G 84.0	10.72	10.85	10.83	10.94	10.78	10.47	10.76	10.40	9.64	9.08
G 85.0	10.17	10.30	10.26	10.20	10.01	9.48	9.62	9.19	8.34	7.38
G 86.0	9.66	9.77	9.71	9.61	9.22	8.64	8.57	8.09	7.23	6.17
G 87.0	8.51	8.68	8.59	8.55	8.25	7.75	7.66	7.08	6.44	5.37
G 88.0	7.61	7.91	7.71	7.55	7.14	6.62	6.66	6.29	5.79	4.82
G 89.0	6.83	7.28	6.90	6.75	6.28	5.76	5.56	5.31	5.24	4.01
G 90.0	6.11	6.49	6.16	5.94	5.54	5.04	4.83	4.51	3.88	3.05

Luminaria

Código COS2-120W3S1-30K7-ffff-gghhh-i_jj-kk
Nombre Coanda Series Start S2 - 120W 30K70 T3S1

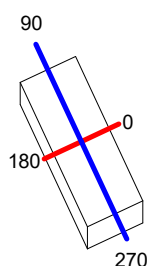
Ensayo

Código Coanda Series Start S2 120W COS2-120W3S1-30K7-ffff-gghhh-i_jj-kk 30K70 T3S1
Nombre Coanda Series Start S2 - 120W 30K70 T3S1

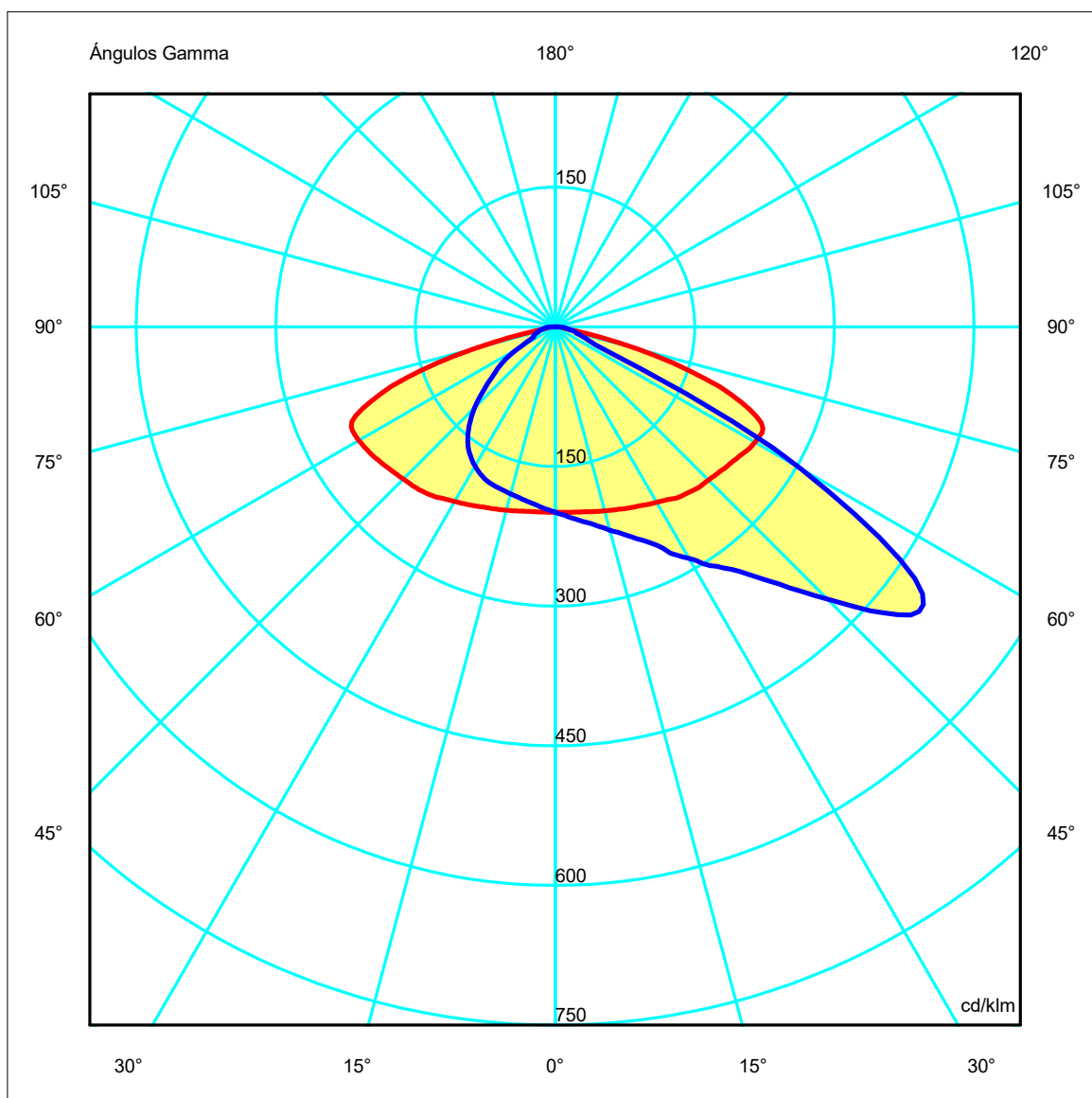
Flujo Luminaria	16200.00 lm	Potencia luminaria	120.00 W	Eficiencia	135.00 lm/W	Rendimiento	100.00%
Flujo de Lámpara	16200.00 lm	Valor Máximo	496.08 cd/klm	Posición	C=90.00 G=52.00	CG	Asimétrico

730mm x 280mm

Semiplanos C



180.0 ————— 0.0
270.0 ————— 90.0



Luminaria

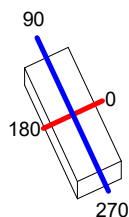
Código COS2-120W3S1-30K7-ffff-gghhh-i_jj-kk
Nombre Coanda Series Start S2 - 120W 30K70 T3S1

Ensayo

Código Coanda Series Start S2 120W COS2-120W3S1-30K7-ffff-gghhh-i_jj-kk 30K70 T3S1
Nombre Coanda Series Start S2 - 120W 30K70 T3S1

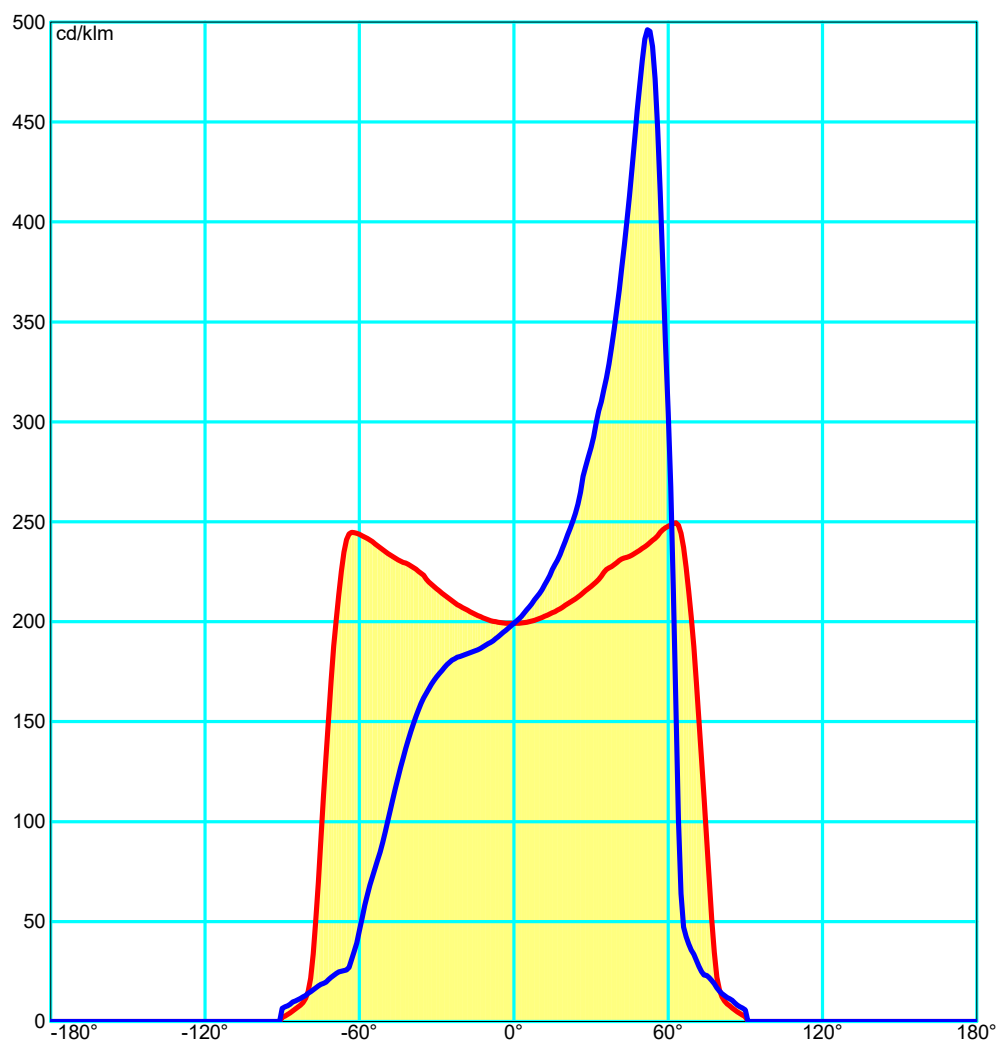
Flujo Luminaria	16200.00 lm	Potencia luminaria	120.00 W	Eficiencia	135.00 lm/W	Rendimiento	100.00%
Flujo de Lámpara	16200.00 lm	Valor Máximo	496.08 cd/klm	Posición	C=90.00 G=52.00	CG	Asimétrico

730mm x 280mm



Semiplanos C

180.0 ————— 0.0
270.0 ————— 90.0



Luminaria

Código COS2-120W3S1-30K7-ffff-gghhh-i_jj-kk
Nombre Coanda Series Start S2 - 120W 30K70 T3S1

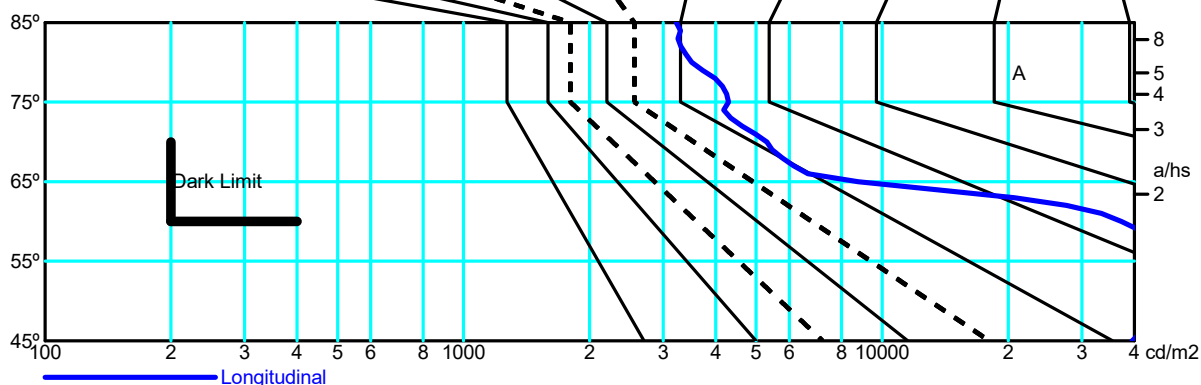
Ensayo

Código Coanda Series Start S2 120W COS2-120W3S1-30K7-ffff-gghhh-i_jj-kk 30K70 T3S1
Nombre Coanda Series Start S2 - 120W 30K70 T3S1

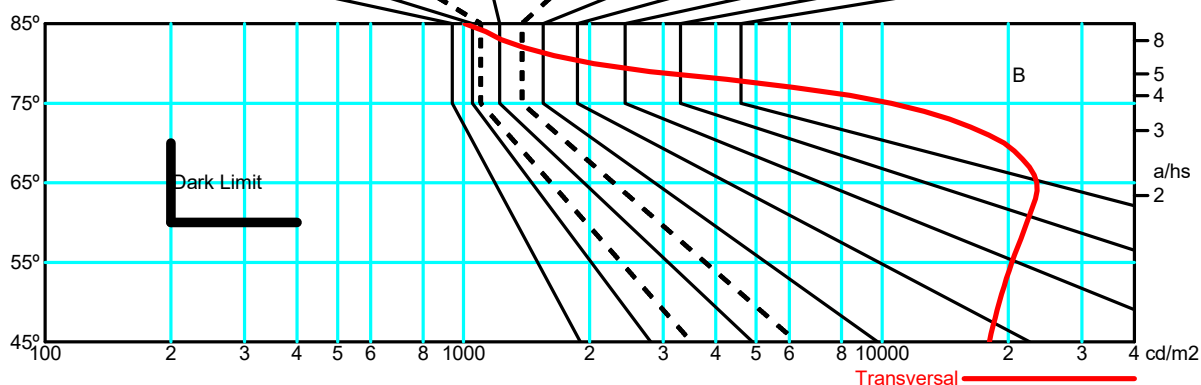
Flujo Luminaria	16200.00 lm	Potencia luminaria	120.00 W	Eficiencia	135.00 lm/W	Rendimiento	100.00%
Flujo de Lámpara	16200.00 lm	Valor Máximo	496.08 cd/klm	Posición	C=90.00 G=52.00	CG	Asimétrico

Luminancia Media [cd/m²]										
0.0°	45°	50°	55°	60°	65°	70°	75°	80°	85°	
18029	19045	20393	22144	23398	19538	10527	2046	1007	---	
39524	49234	52359	37257	8760	5306	4297	3506	3221	---	

Flujo montado o vista longitudinal												
Iluminancia (lx)												
A	A	2000	1000	750	500	<300						1.15
B	1		2000	1500	1000	750	500	<300				1.5
C					2000		1000	500	<300			1.85
D	2						2000	1000	500	<300		2.2
E	3							2000	1000	500	<300	2.55



Flujo montado o vista transversal												
Iluminancia (lx)												
A	A	2000	1000	750	500	<300						1.15
B	1		2000	1500	1000	750	500	<300				1.5
C					2000		1000	500	<300			1.85
D	2						2000	1000	500	<300		2.2
E	3							2000	1000	500	<300	2.55



Luminaria

Código COS2-120W3S1-30K7-ffff-gghhh-i_jj-kk
Nombre Coanda Series Start S2 - 120W 30K70 T3S1

Ensayo

Código Coanda Series Start S2 120W COS2-120W3S1-30K7-ffff-gghhh-i_jj-kk 30K70 T3S1
Nombre Coanda Series Start S2 - 120W 30K70 T3S1

Flujo Luminaria	16200.00 lm	Potencia luminaria	120.00 W	Eficiencia	135.00 lm/W	Rendimiento	100.00%
Flujo de Lámpara	16200.00 lm	Valor Máximo	496.08 cd/klm	Posición	C=90.00 G=52.00	CG	Asimétrico

Flujo Total=16200.00 Flujo Luminaria=16200.00

RI	0.60	0.80	1.00	1.25	1.50	2.00	2.50	3.00	4.00	5.00	10.00	20.00
DRR	0.20	0.30	0.38	0.47	0.53	0.63	0.70	0.75	0.81	0.84	0.92	0.96
RC	8	7	7	6	6	6	6	6	6	6	5	5

Flujo Zonal por 1000 Lúmenes

Y°	10	20	30	40	50	60	70	80	90	100	110	120	130	140	150	160	170	180
ZF(Y)	19	77	178	323	518	754	930	989	1000	1000	1000	1000	1000	1000	1000	1000	1000	1000

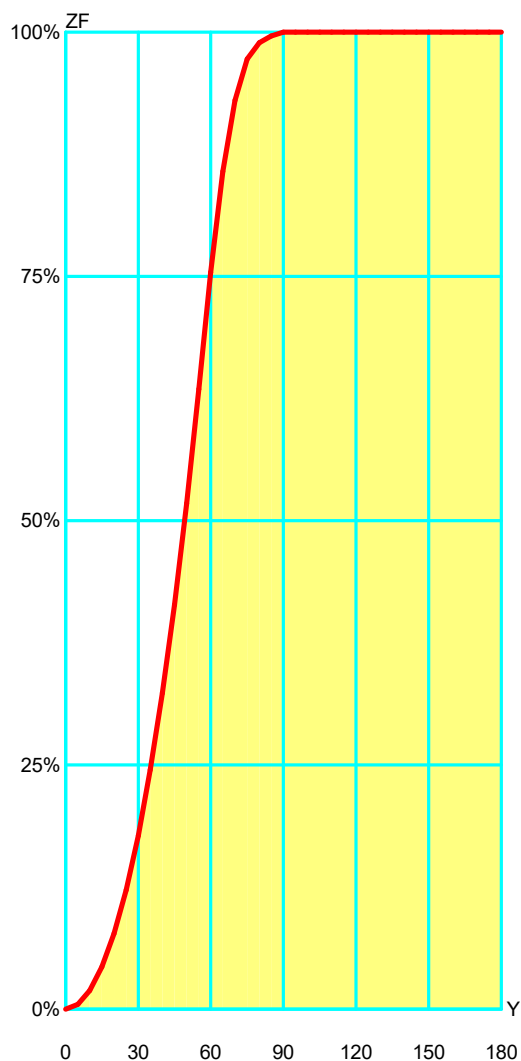
Códigos de Flujo C.I.E.

35 75 97 100 100

C.I.E.
D DIN 5040
F UTE
B NBN
RN
BLF

8/7/7/6/6/6/6/6/5/5
A20
1.00 H
BZ 6 / 1 / BZ 5
0.00000 %
1.0

LOR 100.00000 %
ULOR 0.00000 %
DLOR 100.00000 %
UFF 0.00000 %
DFF 100.00000 %
FFR 0.00000 %



Flujo Zonal				
Gamma °	Flujo	Suma lm	Flujo [%]	Suma [%]
0°	0.00	0.00	0.00%	0.00 %
5°	4.77	4.77	0.48 %	0.48 %
10°	14.34	19.11	1.43 %	1.91 %
15°	24.08	43.19	2.41 %	4.32 %
20°	34.12	77.31	3.41 %	7.73 %
25°	44.56	121.87	4.46 %	12.19 %
30°	55.64	177.51	5.56 %	17.75 %
35°	67.12	244.63	6.71 %	24.46 %
40°	78.61	323.24	7.86 %	32.32 %
45°	90.60	413.84	9.06 %	41.38 %
50°	103.79	517.62	10.38 %	51.76 %
55°	116.91	634.53	11.69 %	63.45 %
60°	119.53	754.06	11.95 %	75.41 %
65°	103.29	857.35	10.33 %	85.73 %
70°	72.87	930.22	7.29 %	93.02 %
75°	42.03	972.25	4.20 %	97.23 %
80°	16.93	989.18	1.69 %	98.92 %
85°	6.92	996.10	0.69 %	99.61 %
90°	3.90	1000.00	0.39 %	100.00 %
95°	0.00	1000.00	0.00 %	100.00 %
100°	0.00	1000.00	0.00 %	100.00 %
105°	0.00	1000.00	0.00 %	100.00 %
110°	0.00	1000.00	0.00 %	100.00 %
115°	0.00	1000.00	0.00 %	100.00 %
120°	0.00	1000.00	0.00 %	100.00 %
125°	0.00	1000.00	0.00 %	100.00 %
130°	0.00	1000.00	0.00 %	100.00 %
135°	0.00	1000.00	0.00 %	100.00 %
140°	0.00	1000.00	0.00 %	100.00 %
145°	0.00	1000.00	0.00 %	100.00 %
150°	0.00	1000.00	0.00 %	100.00 %
155°	0.00	1000.00	0.00 %	100.00 %
160°	0.00	1000.00	0.00 %	100.00 %
165°	0.00	1000.00	0.00 %	100.00 %
170°	0.00	1000.00	0.00 %	100.00 %
175°	0.00	1000.00	0.00 %	100.00 %
180°	0.00	1000.00	0.00 %	100.00 %

Luminaria

Código COS2-120W3S1-30K7-ffff-gghhh-i_jj-kk
Nombre Coanda Series Start S2 - 120W 30K70 T3S1

Ensayo

Código Coanda Series Start S2 120W COS2-120W3S1-30K7-ffff-gghhh-i_jj-kk 30K70 T3S1
Nombre Coanda Series Start S2 - 120W 30K70 T3S1

Flujo Luminaria	16200.00 lm	Potencia luminaria	120.00 W	Eficiencia	135.00 lm/W	Rendimiento	100.00%
Flujo de Lámpara	16200.00 lm	Valor Máximo	496.08 cd/klm	Posición	C=90.00 G=52.00	CG	Asimétrico

Utilización CIE

Montaje	Directo				Normalización				Normalizados				Raz. de Susp.				1/3				CIE Estándar							
Techo																												
K	8873	8773	8871	8771	7773	7771	7753	7553	7751	7551	7731	7331	7711	7111	5551	5531	5331	5511	5111	3331	3311	1111	0000					
0.60	231	208	191	172	198	165	116	98	96	82	50	38	17	11	77	40	36	14	11	34	12	10	0					
0.80	265	243	202	187	231	178	144	126	109	96	60	48	23	17	90	50	45	19	16	43	17	15	0					
1.00	288	268	204	191	254	183	167	149	116	104	67	55	28	22	98	57	52	24	21	50	21	19	0					
1.25	306	288	199	189	274	181	190	172	120	110	73	62	35	28	103	63	59	31	27	56	27	25	0					
1.50	319	303	193	185	288	178	208	191	122	113	77	67	41	34	106	68	64	36	32	61	33	30	0					
2.00	334	321	179	173	306	168	236	221	121	114	83	74	50	43	108	75	71	46	42	68	42	39	0					
2.50	344	333	169	164	318	159	256	242	120	114	87	79	58	51	109	79	76	53	49	73	49	46	0					
3.00	351	342	160	157	326	152	271	259	119	114	89	83	63	57	109	82	80	59	55	77	55	52	0					
4.00	361	353	149	147	338	143	293	282	117	113	93	88	72	66	109	87	85	67	64	82	64	60	0					
5.00	367	361	142	140	345	137	307	298	115	113	96	91	77	72	108	90	88	73	70	85	70	66	0					
10.00	380	377	126	126	362	123	340	335	112	111	101	99	91	88	107	97	96	87	86	93	84	81	0					
20.00	387	385	118	117	370	116	359	356	110	109	104	103	99	97	106	101	100	96	95	98	93	91	0					

Pared

K	8873	8773	8871	8771	7773	7771	7753	7553	7751	7551	7731	7331	7711	7111	5551	5531	5331	5511	5111	3331	3311	1111	0000
0.60	514	502	464	454	495	449	390	382	363	356	304	299	262	260	353	300	298	260	259	297	260	259	240
0.80	578	565	506	497	555	490	452	442	409	403	351	345	307	305	398	346	343	305	304	342	304	303	280
1.00	620	607	530	522	595	514	496	486	440	433	384	378	341	337	427	377	375	338	336	373	336	335	309
1.25	655	643	545	538	628	530	536	525	463	457	411	405	370	366	450	404	402	367	365	398	364	362	333
1.50	679	668	553	548	651	539	566	554	479	473	431	425	391	387	465	423	420	388	385	417	384	382	350
2.00	702	692	552	548	673	540	599	589	490	486	449	444	414	410	476	440	438	410	407	433	405	402	366
2.50	715	707	548	545	685	537	621	611	495	491	459	454	429	424	481	450	448	423	420	442	418	414	375
3.00	722	714	543	540	691	532	634	625	496	492	465	460	437	432	482	455	453	430	428	446	425	420	379
4.00	733	727	537	535	702	527	655	647	499	496	473	469	450	446	485	463	461	443	440	454	436	430	386
5.00	741	736	534	533	710	525	670	662	502	499	480	477	460	456	488	469	468	452	450	460	444	438	392
10.00	756	753	526	525	724	518	702	697	505	504	493	491	481	478	492	482	481	471	470	471	462	453	403
20.00	757	755	514	513	725	507	712	709	500	499	493	492	486	485	487	481	480	475	474	470	465	455	402

P.Trab.

K	8873	8773	8871	8771	7773	7771	7753	7553	7751	7551	7731	7331	7711	7111	5551	5531	5331	5511	5111	3331	3311	1111	0000
0.60	517	504	483	472	495	466	368	360	354	348	279	274	224	222	343	274	272	223	222	271	222	221	202
0.80	639	624	588	578	611	569	483	473	461	453	384	377	326	323	446	377	374	323	322	372	322	320	300
1.00	732	717	667	657	700	646	576	564	545	537	470	462	411	407	528	461	458	408	406	454	405	403	383
1.25	822	807	741	732	786	719	670	656	627	619	556	548	499	494	608	545	542	494	491	537	490	487	468
1.50	888	874	794	786	850	773	741	727	689	681	622	613	567	561	668	610	606	561	558	600	556	552	533
2.00	984	971	867	861	943	847	849	835	778	771	720	712	672	665	756	706	703	664	660	695	657	651	634
2.50	1000	1000	912	907	1000	894	920	907	835	829	785	777	741	735	813	769	767	732	728	757	723	716	700
3.00	1000	1000	943	939	1000	925	971	959	875	870	831	824	792	785	852	814	811	781	777	800	771	762	747
4.00	1000	1000	980	977	1000	964	1000	1000	924	920	888	882	856	849	901	871	868	843	839	855	831	821	807
5.00	1000	1000	1000	1000	1000	986	1000	1000	954	950	924	918	896	890	930	905	903	881	878	888	868	856	843
10.00	1000	1000	1000	1000	1000	1000	1000	1000	1000	1000	997	994	982	977	991	977	976	963	961	958	947	931	919
20.00	1000	1000	1000	1000	1000	1000	1000	1000	1000	1000	1000	1000	1000	1000	1000	1000	1000	1000	1000	995	989	971	960

LM53 SHR C0-C180: 1.723 SHR C90-C270: 2.728 SHR Superficial: 3.410

Luminaria

Código COS2-120W3S1-30K7-ffff-gghhh-i_jj-kk
Nombre Coanda Series Start S2 - 120W 30K70 T3S1

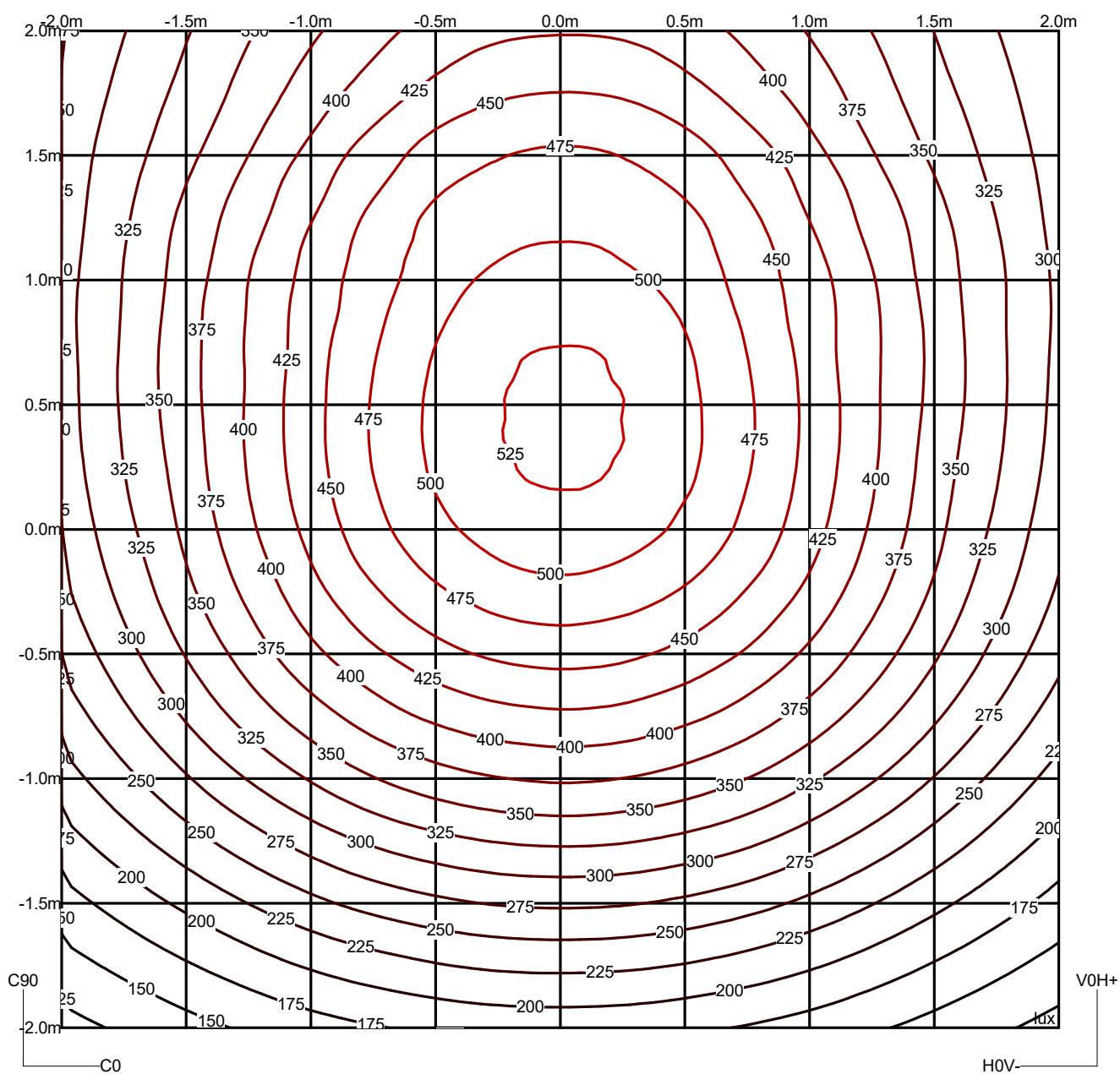
Ensayo

Código Coanda Series Start S2 120W COS2-120W3S1-30K7-ffff-gghhh-i_jj-kk 30K70 T3S1
Nombre Coanda Series Start S2 - 120W 30K70 T3S1

Flujo Luminaria	16200.00 lm	Potencia luminaria	120.00 W	Eficiencia	135.00 lm/W	Rendimiento	100.00%
Flujo de Lámpara	16200.00 lm	Valor Máximo	496.08 cd/klm	Posición	C=90.00 G=52.00	CG	Asimétrico

Isolux (Suelo)

Posición Luminaria X=0.00m Y=0.00m Z=2.50m



Luminaria

Código COS2-120W3S1-30K7-ffff-gghhh-i_jj-kk
Nombre Coanda Series Start S2 - 120W 30K70 T3S1

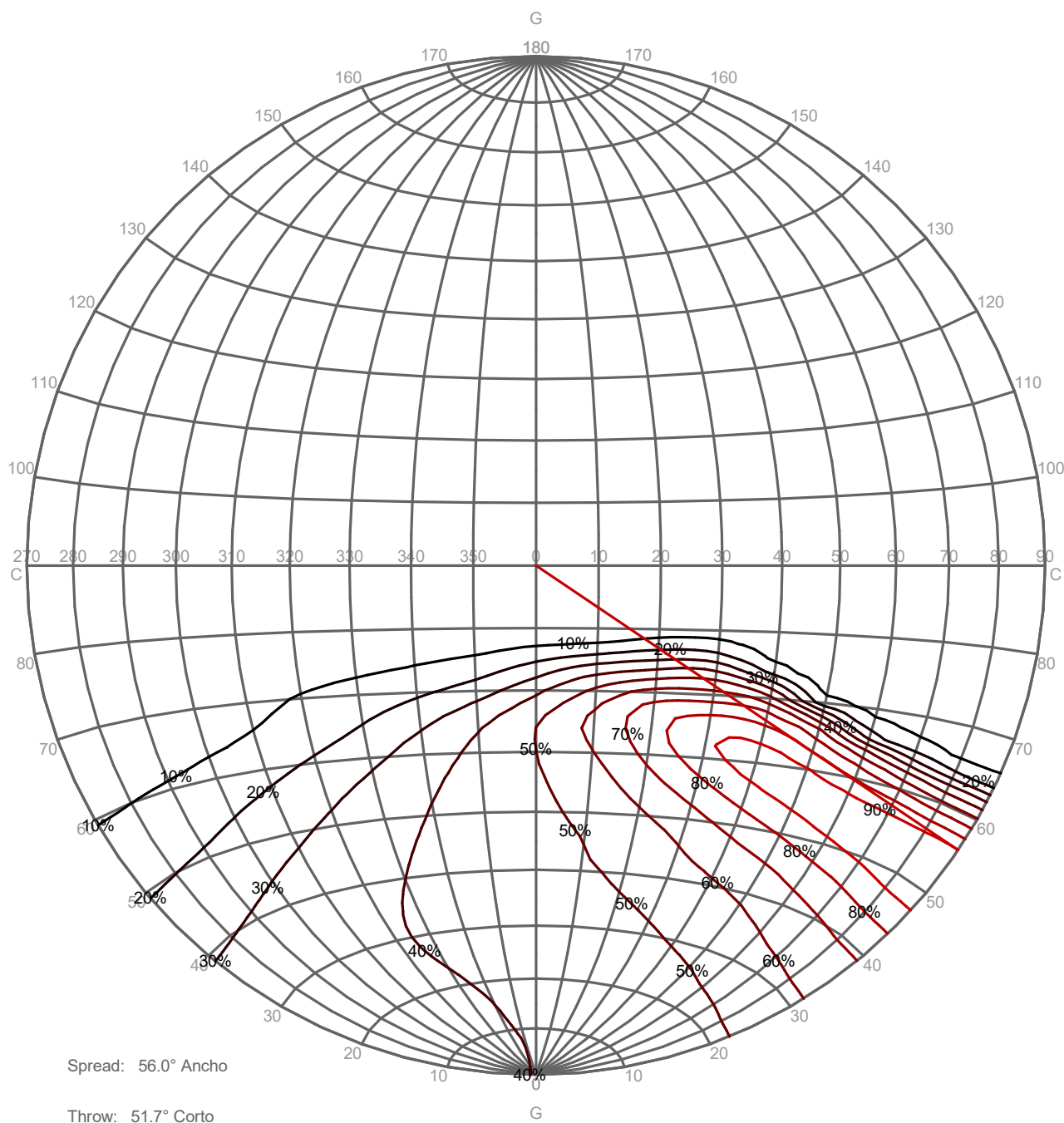
Ensayo

Código Coanda Series Start S2 120W COS2-120W3S1-30K7-ffff-gghhh-i_jj-kk 30K70 T3S1
Nombre Coanda Series Start S2 - 120W 30K70 T3S1

Flujo Luminaria	16200.00 lm	Potencia luminaria	120.00 W	Eficiencia	135.00 lm/W	Rendimiento	100.00%
Flujo de Lámpara	16200.00 lm	Valor Máximo	496.08 cd/klm	Posición	C=90.00 G=52.00	CG	Asimétrico

PORCENTAJE ISOCANDELAS

Proyección: Equivalente SLI (deslumbramiento) 5.7 Concentrado Ángulo de Inclinación:0°



Luminaria

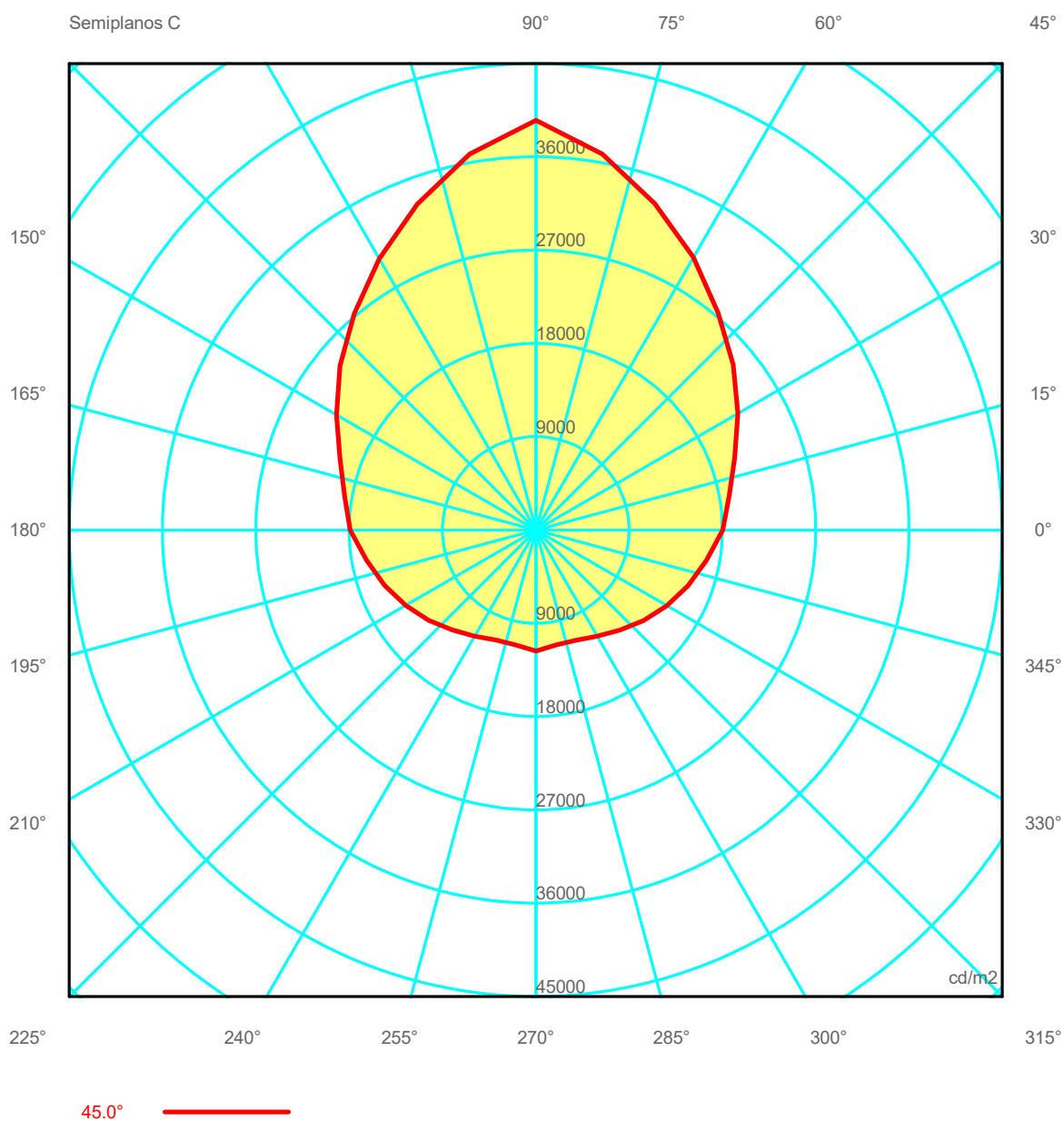
Código COS2-120W3S1-30K7-ffff-gghhh-i_jj-kk
Nombre Coanda Series Start S2 - 120W 30K70 T3S1

Ensayo

Código Coanda Series Start S2 120W COS2-120W3S1-30K7-ffff-gghhh-i_jj-kk 30K70 T3S1
Nombre Coanda Series Start S2 - 120W 30K70 T3S1

Flujo Luminaria	16200.00 lm	Potencia luminaria	120.00 W	Eficiencia	135.00 lm/W	Rendimiento	100.00%
Flujo de Lámpara	16200.00 lm	Valor Máximo	496.08 cd/klm	Posición	C=90.00 G=52.00	CG	Asimétrico

Luminancia



Luminaria

Código COS2-120W3S1-30K7-ffff-gghhh-i_jj-kk
Nombre Coanda Series Start S2 - 120W 30K70 T3S1

Ensayo

Código Coanda Series Start S2 120W COS2-120W3S1-30K7-ffff-gghhh-i_jj-kk 30K70 T3S1
Nombre Coanda Series Start S2 - 120W 30K70 T3S1

Flujo Luminaria	16200.00 lm	Potencia luminaria	120.00 W	Eficiencia	135.00 lm/W	Rendimiento	100.00%
Flujo de Lámpara	16200.00 lm	Valor Máximo	496.08 cd/klm	Posición	C=90.00 G=52.00	CG	Asimétrico

Luminance cd/m2 Tabla 1/3

	C 0.00	C 10.00	C 20.00	C 30.00	C 40.00	C 50.00	C 60.00	C 70.00	C 80.00	C 90.00	C 100.00	C 110.00	C 120.00
G 0.0	15789.42	15789.42	15789.42	15789.42	15789.42	15789.42	15789.42	15789.42	15789.42	15789.42	15789.42	15789.42	15789.42
G 5.0	15294.48	15340.04	15401.34	15477.88	15579.95	15695.58	15819.14	15927.14	16036.95	16145.74	16037.98	15917.40	15800.36
G 10.0	15038.64	15112.20	15241.17	15413.33	15599.20	15841.21	16069.49	16288.53	16510.21	16720.67	16488.36	16253.78	16036.93
G 15.0	14986.10	15093.10	15307.33	15552.56	15836.30	16191.24	16585.66	16961.45	17388.04	17737.47	17365.61	16922.30	16539.25
G 20.0	15100.08	15244.55	15510.17	15861.12	16310.16	16850.48	17410.57	17977.42	18540.75	19061.89	18552.09	17939.66	17346.22
G 25.0	15368.23	15557.09	15902.87	16394.54	17040.09	17768.95	18637.12	19424.09	20256.07	20955.06	20226.18	19374.15	18565.37
G 30.0	15831.81	16070.18	16569.92	17308.56	18296.63	19334.50	20566.13	21758.20	22916.20	23910.45	22876.82	21772.41	20554.05
G 35.0	16562.97	16968.34	17652.20	18595.82	19798.53	21210.36	22814.59	24396.74	25971.47	27318.00	25896.43	24307.56	22729.16
G 40.0	17275.11	17920.36	18932.21	20372.51	21878.00	23550.54	25743.07	28010.79	30370.31	32198.53	30255.04	27864.91	25559.48
G 45.0	18028.63	18938.18	20392.82	22513.05	24860.51	27363.12	30394.03	33531.18	36846.96	39524.04	36826.44	33460.42	30236.45
G 50.0	19044.62	20528.68	22796.19	25743.73	29327.26	33010.27	37015.73	41031.97	45388.02	49234.37	45432.34	41208.13	37116.91
G 55.0	20393.45	22776.75	26439.95	30914.80	35587.29	39750.82	42906.74	45314.41	48004.28	52358.56	48157.75	45467.77	43192.93
G 60.0	22144.28	25845.49	31169.32	37008.27	41360.48	41383.08	37990.11	35246.79	34130.54	37256.94	34494.15	35710.45	38562.82
G 65.0	23398.25	29036.45	35087.85	39853.77	39534.15	33440.71	20253.80	11440.14	9305.28	8760.34	10680.00	12278.79	21749.41
G 70.0	19538.49	26223.80	31553.29	31787.70	26933.44	7458.41	4039.36	4346.27	4615.44	5305.63	4668.51	4439.41	4105.53
G 75.0	10526.83	14344.24	16712.03	16616.54	6894.21	3371.64	3333.92	3423.48	3647.48	4296.54	3629.87	3389.58	3241.37
G 80.0	2046.00	2085.02	2776.42	3495.87	3096.75	2721.42	2299.47	2807.87	3053.56	3506.05	3043.27	2791.26	2277.69
G 85.0	1007.27	937.10	1194.91	1648.01	1964.07	1614.92	1769.69	2134.55	2518.32	3221.06	2551.08	2146.63	1769.29
G 90.0	429.04	506.85	636.27	821.41	835.92	848.51	1110.34	1502.32	2038.65	2647.60	2084.91	1523.39	1171.76

Luminaria

Código COS2-120W3S1-30K7-ffff-gghhh-i_jj-kk
Nombre Coanda Series Start S2 - 120W 30K70 T3S1

Ensayo

Código Coanda Series Start S2 120W COS2-120W3S1-30K7-ffff-gghhh-i_jj-kk 30K70 T3S1
Nombre Coanda Series Start S2 - 120W 30K70 T3S1

Flujo Luminaria	16200.00 lm	Potencia luminaria	120.00 W	Eficiencia	135.00 lm/W	Rendimiento	100.00%
Flujo de Lámpara	16200.00 lm	Valor Máximo	496.08 cd/klm	Posición	C=90.00 G=52.00	CG	Asimétrico

Luminance cd/m2 Tabla 2/3

	C 130.00	C 140.00	C 150.00	C 160.00	C 170.00	C 180.00	C 190.00	C 200.00	C 210.00	C 220.00	C 230.00	C 240.00	C 250.00
G 0.0	15789.42	15789.42	15789.42	15789.42	15789.42	15789.42	15789.42	15789.42	15789.42	15789.42	15789.42	15789.42	15789.42
G 5.0	15669.59	15551.50	15449.25	15382.52	15323.96	15275.51	15164.27	15068.98	15012.74	14972.31	14965.55	14978.36	15016.26
G 10.0	15790.85	15567.80	15381.35	15205.68	15077.35	14997.01	14777.22	14607.17	14483.98	14392.68	14367.14	14379.50	14454.87
G 15.0	16148.97	15805.18	15491.49	15257.46	15051.68	14927.59	14626.68	14373.56	14185.13	14066.81	14015.51	14025.07	14110.21
G 20.0	16774.33	16250.76	15803.13	15443.12	15182.37	15021.98	14658.82	14337.37	14117.45	13932.70	13869.54	13867.73	13968.16
G 25.0	17718.73	16978.29	16321.39	15829.92	15496.93	15297.06	14831.76	14495.26	14213.24	13993.15	13873.82	13837.14	13910.85
G 30.0	19264.05	18171.75	17203.59	16460.86	16023.71	15752.94	15218.50	14787.03	14445.17	14111.39	13860.71	13693.62	13676.13
G 35.0	21086.27	19699.78	18499.04	17567.59	16879.49	16451.60	15740.14	15164.59	14604.64	14107.43	13679.79	13407.33	13281.37
G 40.0	23402.55	21723.76	20098.98	18720.23	17754.84	17151.61	16179.14	15362.77	14624.17	13923.02	13287.79	12857.42	12567.24
G 45.0	27235.71	24658.97	22203.14	20111.67	18738.58	17898.32	16597.20	15542.12	14502.96	13516.43	12569.86	11808.18	11290.47
G 50.0	32970.30	29222.31	25550.57	22589.75	20370.58	18919.55	17142.47	15648.77	14176.13	12749.48	11333.51	10276.32	9553.40
G 55.0	39931.21	35573.59	30794.77	26210.17	22567.75	20256.99	17713.65	15600.22	13425.45	11386.36	9699.24	8537.36	7836.25
G 60.0	41914.07	41545.03	36942.33	30906.75	25501.99	21784.40	18108.54	14869.02	11805.59	9527.65	7805.78	6714.70	5865.64
G 65.0	34351.28	40084.15	39903.94	34541.13	28427.40	23096.28	17301.33	12956.70	9593.66	7014.61	5199.80	4065.18	3314.84
G 70.0	8487.49	28488.10	31774.54	31414.33	25424.65	19542.37	12809.26	9189.54	6930.74	5364.79	3426.38	2685.24	2755.22
G 75.0	3286.48	8120.21	17877.02	17339.71	14061.49	10456.13	6498.60	4843.58	3314.59	2544.62	2078.77	2234.46	2521.61
G 80.0	2739.47	3036.91	3511.56	2664.18	1995.12	1920.26	2086.24	2133.03	1844.35	1750.72	1809.45	1997.05	2273.53
G 85.0	1590.68	1964.91	1603.73	1129.59	894.08	931.48	1005.01	1112.61	1239.72	1352.29	1436.59	1668.28	1989.99
G 90.0	998.18	1022.84	805.69	622.45	477.64	362.62	467.94	595.20	728.91	826.45	937.72	1167.35	1489.69

Luminaria

Código COS2-120W3S1-30K7-ffff-gghhh-i_jj-kk
Nombre Coanda Series Start S2 - 120W 30K70 T3S1

Ensayo

Código Coanda Series Start S2 120W COS2-120W3S1-30K7-ffff-gghhh-i_jj-kk 30K70 T3S1
Nombre Coanda Series Start S2 - 120W 30K70 T3S1

Flujo Luminaria	16200.00 lm	Potencia luminaria	120.00 W	Eficiencia	135.00 lm/W	Rendimiento	100.00%
Flujo de Lámpara	16200.00 lm	Valor Máximo	496.08 cd/klm	Posición	C=90.00 G=52.00	CG	Asimétrico

Luminance cd/m2 Tabla 3/3

	C 260.00	C 270.00	C 280.00	C 290.00	C 300.00	C 310.00	C 320.00	C 330.00	C 340.00	C 350.00
G 0.0	15789.42	15789.42	15789.42	15789.42	15789.42	15789.42	15789.42	15789.42	15789.42	15789.42
G 5.0	15079.59	15173.68	15087.06	15020.40	14979.82	14961.45	14977.06	15018.89	15081.75	15179.38
G 10.0	14576.57	14758.50	14580.95	14461.49	14390.87	14380.92	14417.35	14515.96	14650.85	14827.41
G 15.0	14280.98	14546.75	14302.61	14144.36	14049.82	14037.73	14105.00	14226.45	14419.21	14684.23
G 20.0	14176.73	14532.42	14207.25	13999.53	13894.50	13903.78	13987.36	14167.54	14399.59	14737.40
G 25.0	14140.93	14554.63	14162.25	13937.90	13870.04	13916.34	14055.95	14285.44	14566.93	14934.18
G 30.0	13900.74	14357.46	13917.32	13704.36	13746.02	13910.36	14176.83	14513.45	14883.44	15319.14
G 35.0	13485.28	13982.66	13492.15	13316.89	13437.12	13718.63	14157.53	14665.61	15234.16	15839.74
G 40.0	12630.63	13125.63	12623.78	12563.47	12867.39	13341.75	13984.97	14686.17	15454.35	16319.57
G 45.0	11259.43	11674.14	11257.05	11297.29	11816.07	12598.84	13585.37	14605.73	15640.71	16717.53
G 50.0	9372.02	9710.29	9380.35	9565.42	10300.93	11358.62	12796.82	14270.86	15812.55	17288.98
G 55.0	7688.25	8033.69	7728.91	7869.44	8561.85	9713.36	11436.31	13531.92	15768.70	17994.92
G 60.0	5457.59	5537.97	5465.00	5913.34	6748.35	7801.56	9485.50	11870.84	15066.11	18408.67
G 65.0	3204.30	3536.79	3272.52	3396.55	4112.33	5332.43	7061.73	9489.07	12967.23	17511.24
G 70.0	3124.60	3642.69	3170.76	2843.43	2784.10	3516.87	5588.62	7009.28	9044.19	12763.95
G 75.0	2901.65	3457.10	2949.99	2606.02	2341.39	2174.65	2607.43	3475.78	4842.89	6536.91
G 80.0	2642.58	3249.75	2694.91	2350.94	2085.79	1903.05	1829.18	1899.12	2215.93	2168.32
G 85.0	2425.96	3168.58	2447.33	2023.28	1735.52	1492.38	1418.22	1306.87	1172.76	1054.11
G 90.0	1967.78	3005.11	1982.77	1500.44	1181.57	956.24	846.81	756.79	642.94	514.81

Luminaria

Código COS2-120W3S1-30K7-ffff-gghhh-i_jj-kk
Nombre Coanda Series Start S2 - 120W 30K70 T3S1

Ensayo

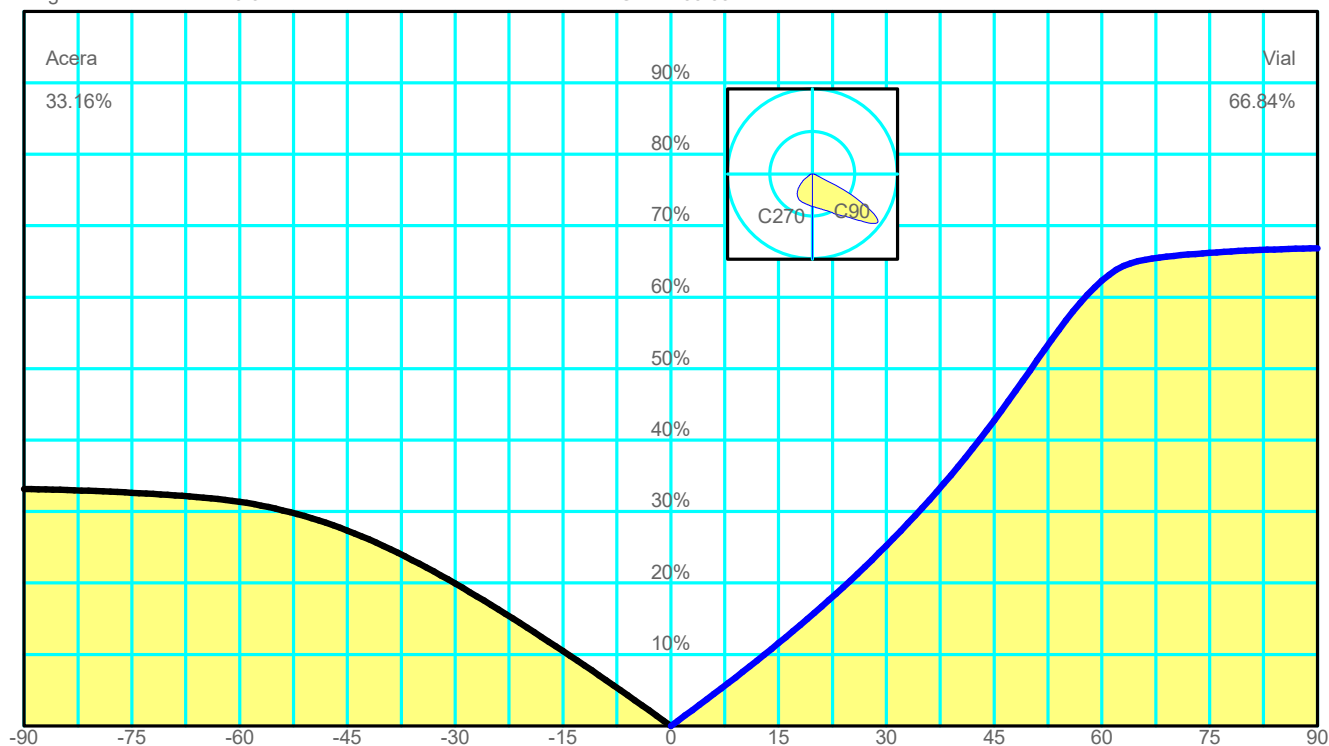
Código Coanda Series Start S2 120W COS2-120W3S1-30K7-ffff-gghhh-i_jj-kk 30K70 T3S1
Nombre Coanda Series Start S2 - 120W 30K70 T3S1

Flujo Luminaria	16200.00 lm	Potencia luminaria	120.00 W	Eficiencia	135.00 lm/W	Rendimiento	100.00%
Flujo de Lámpara	16200.00 lm	Valor Máximo	496.08 cd/klm	Posición	C=90.00 G=52.00	CG	Asimétrico

Acera			Vial		
Piano	0	0.00%	Piano	0	0.00%
Piano	-5	3.59%	Piano	5	3.71%
Piano	-10	7.08%	Piano	10	7.56%
Piano	-15	10.47%	Piano	15	11.58%
Piano	-20	13.76%	Piano	20	15.82%
Piano	-25	16.92%	Piano	25	20.34%
Piano	-30	19.92%	Piano	30	25.22%
Piano	-35	22.70%	Piano	35	30.51%
Piano	-40	25.19%	Piano	40	36.30%
Piano	-45	27.33%	Piano	45	42.72%
Piano	-50	29.06%	Piano	50	49.74%
Piano	-55	30.40%	Piano	55	56.75%
Piano	-60	31.37%	Piano	60	62.30%
Piano	-65	31.95%	Piano	65	65.03%
Piano	-70	32.33%	Piano	70	65.77%
Piano	-75	32.63%	Piano	75	66.20%
Piano	-80	32.86%	Piano	80	66.51%
Piano	-85	33.04%	Piano	85	66.71%
Piano	-90	33.16%	Piano	90	66.84%

Ángulo de Inclinación = 0.0

DLOR = 100.00%



Spread 56.0° Ancho
Throw 51.7° Corto
SLI (deslumbramiento) Concentrado
Cutoff CIE Cutoff - Max: C=90.0° Gamma=52.0°
Cutoff Iesna Cutoff
DIN5044 KB1

IESNA Type III Very Short Asymmetrical

DLOR 100.0000 %
ULOR 0.0000 %
Rendimiento 100.0000 %
RN 0.0000 %
Clase de Intensidad Luminosa G5
Índice de Deslumbramiento D5

Luminaria

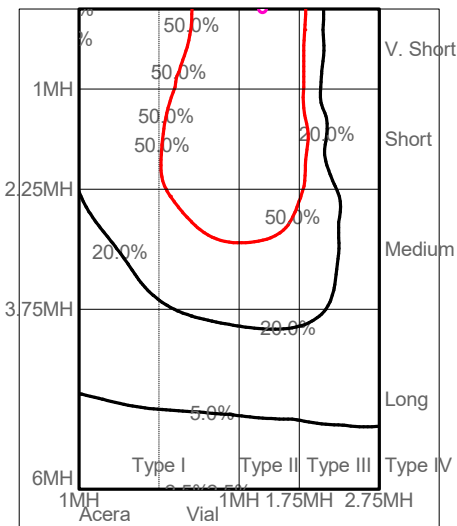
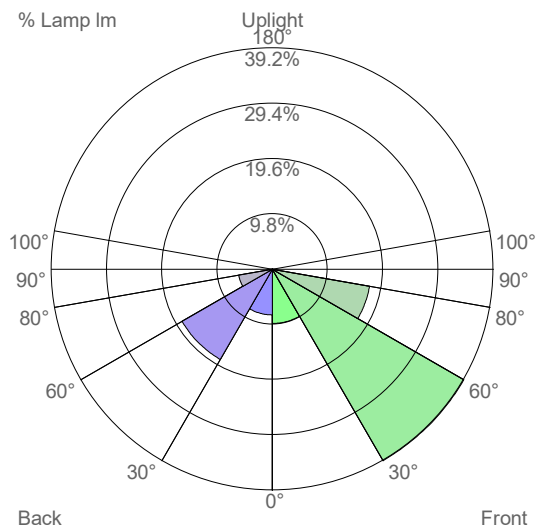
Código COS2-120W3S1-30K7-ffff-gghhh-i_jj-kk
Nombre Coanda Series Start S2 - 120W 30K70 T3S1

Ensayo

Código Coanda Series Start S2 120W COS2-120W3S1-30K7-ffff-gghhh-i_jj-kk 30K70 T3S1
Nombre Coanda Series Start S2 - 120W 30K70 T3S1

Flujo Luminaria	16200.00 lm	Potencia luminaria	120.00 W	Eficiencia	135.00 lm/W	Rendimiento	100.00%
Flujo de Lámpara	16200.00 lm	Valor Máximo	496.08 cd/klm	Posición	C=90.00 G=52.00	CG	Asimétrico

US ROAD STANDARDS



Luminaire Classification System (LCS)				
LCS Zone		Lumens	%Lamp	%Lum
FL	0° -- 30°	1559.0 lm	9.6 %	9.6 %
FM	30° -- 60°	6344.6 lm	39.2 %	39.2 %
FH	60° -- 80°	2830.7 lm	17.5 %	17.5 %
FVH	80° -- 90°	93.1 lm	0.6 %	0.6 %
BL	0° -- 30°	1314.5 lm	8.1 %	8.1 %
BM	30° -- 60°	2993.5 lm	18.5 %	18.5 %
BH	60° -- 80°	982.7 lm	6.1 %	6.1 %
BVH	80° -- 90°	81.8 lm	0.5 %	0.5 %
UL	90° -- 100°	0.0 lm	0.0 %	0.0 %
UH	100° -- 180°	0.0 lm	0.0 %	0.0 %
TOTALS		16200.0 lm	100.0 %	100.0 %
BUG B3 U0 G2 Type III Very Short Asymmetrical				